



# MODEL C™

Spring Roller Type Screen

## SPECIFICATION DATA

**DA-LITE SCREEN COMPANY, INC.**  
 3100 North Detroit Street  
 Post Office Box 137  
 Warsaw, Indiana 46581-0137  
 Phone: 574/267-8101  
 800-622-3737  
 Fax: 574/267-7804  
[http:// www.da-lite.com](http://www.da-lite.com)  
 e-mail: info@da-lite.com

**SUGGESTED SPECIFICATIONS:** \_\_\_\_\_ projection screen(s), \_\_\_\_\_ (H) x \_\_\_\_\_ (W), wall or ceiling mounting type. To have Glass Beaded, Matte White, High Contrast Matte White, Video Spectra® 1.5, Silver Matte or High Power surface with black masking borders standard on flame retardant and mildew resistant fabric, mounted on a ball bearing rigid steel spring roller (1-3/4" diameter for widths 70" or less, 3" diameter for widths 84" and over). Fabric to be permanently attached to roller by metal clips on fabric edge being forced into groove in roller. There shall be a clip every 3" along the fabric edge and double clips shall be used on the ends. To have 22-gauge embossed steel case with flat back design finished with enamel. To have powder coated steel end caps concealing roller ends with steel inner plates to support roller and provide added case strength. End caps shall form sturdy brackets for wall or ceiling installations. Bottom of screen shall be formed into pocket holding tubular metal slat. An extruded aluminum saddle with plated steel pull shall be attached to the slat by four screws on each end. The ends of the slat shall be protected by heavy duty plastic caps. Bumper stops shall be built into case to prevent slat wedging inside case.

**Matte White:** Horizontal seams required when both dimensions exceed 10 feet.

**Glass Beaded:** Horizontal seams required when both dimensions exceed 8 feet.

**Video Spectra® 1.5, High Contrast Matte White and Silver Matte:** Available in sizes where both dimensions do not exceed 8 feet.

**High Power:** Available in sizes up to and including 9 feet by 12 feet. Horizontal seams required when both dimensions exceed 6 feet.

### DIMENSIONS

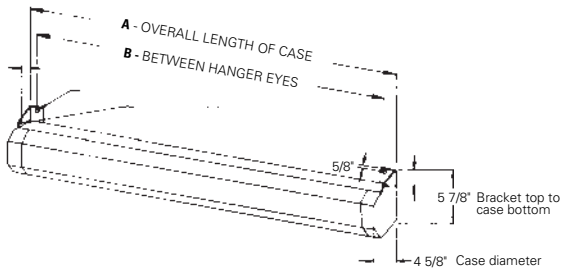
Sizes		A - Overall Case Length		B - Between Hanger Eyes		Approx. Ship. Wt.	
H x W	Cm	In.	Cm	In.	Cm	Lbs.	Kg
50" x 50"	127 x 127	53-1/8"	135	51-5/8"	131	29	13.15
60" x 60"	152 x 152	63-1/8"	161	61-5/8"	157	34	15.42
70" x 70"	178 x 178	73-1/8"	186	71-5/8"	182	38	17.24
84" x 84"	213 x 213	87-1/4"	222	85-3/4"	218	44	19.96
6' x 8'	183 x 244	99-1/4"	252	97-3/4"	248	48	21.77
8' x 8'	244 x 244	99-1/4"	252	97-3/4"	248	50	22.68
7' x 9'	213 x 274	111-1/4"	283	109-3/4"	279	56	25.40
9' x 9'	274 x 274	111-1/4"	283	109-3/4"	279	58	26.31
8' x 10'	244 x 305	123-1/4"	313	121-3/4"	309	63	28.58
10' x 10'	305 x 305	123-1/4"	313	121-3/4"	309	65	29.48
9' x 12'	274 x 366	147-1/4"	374	145-3/4"	370	71	32.21
12' x 12'	366 x 366	147-1/4"	374	145-3/4"	370	79	35.83

### VIDEO FORMAT DIMENSIONS

Viewing Area Sizes		Nominal Diagonal		A - Overall Case Length		B - Between Hanger Eyes		Approx. Ship. Wt.	
H x W	Cm	In.	Cm	In.	Cm	In.	Cm	Lbs.	Kg
50" x 67"	127 x 170	84"	213	73-1/8"	186	71-5/8"	182	36	16.33
60" x 80"	152 x 203	100"	254	87-1/4"	222	85-3/4"	218	42	19.05
69" x 92"	175 x 234	120"	305	99-1/4"	252	97-3/4"	248	50	22.68
87" x 116"	221 x 295	150"	381	123-1/4"	313	121-3/4"	309	58	26.31
105" x 140"	267 x 356	180"	457	147-1/4"	374	145-3/4"	368	69	31.30
120" x 160"	305 x 406	200"	508	167-1/4"	425	165-3/4"	421	74	33.57

### HDTV FORMAT DIMENSIONS

Viewing Area Sizes		Nominal Diagonal		A - Overall Case Length		B - Between Hanger Eyes		Approx. Ship. Wt.	
H x W	Cm	In.	Cm	In.	Cm	In.	Cm	Lbs.	Kg
45" x 80"	114 x 203	92"	234	87-1/4"	222	85-3/4"	218	42	19.05
52" x 92"	132 x 234	106"	269	99-1/4"	252	97-3/4"	248	49	22.23
54" x 96"	137 x 244	110"	279	99-1/4"	252	97-3/4"	248	51	23.13
58" x 104"	147 x 264	119"	302	111-1/4"	283	109-3/4"	279	55	24.95
65" x 116"	165 x 295	133"	338	123-1/4"	313	121-3/4"	309	62	28.12
78" x 139"	198 x 353	159"	404	147-1/4"	374	145-3/4"	370	69	31.30



Project: \_\_\_\_\_

Architect: \_\_\_\_\_

Phone: \_\_\_\_\_

Contractor: \_\_\_\_\_

Phone: \_\_\_\_\_

Supervisor: \_\_\_\_\_

Phone: \_\_\_\_\_

Date: \_\_\_\_\_

Revised: \_\_\_\_\_

**WHEN ORDERING, MARK APPROPRIATE SELECTIONS:**

Select size from charts on the other side.

**Select viewing surface:**

- Matte White
- Glass Beaded
- High Power
- Video Spectra® 1.5
- Silver Matte
- High Contrast Matte White

**Options:**

- No. 6 Wall Bracket - extends 6" non-adjustable extension brackets.
- No. 11 Wall Bracket - 10" or 14" non-adjustable extension brackets.
- Pull Rod
- No borders (Black masking borders standard)
- CSR (Controlled Screen Return)
- Floor Model Available.
- Floor Stand.
- Carpeted Floor Model Available (black or gray).

Specifications are subject to change without notice.

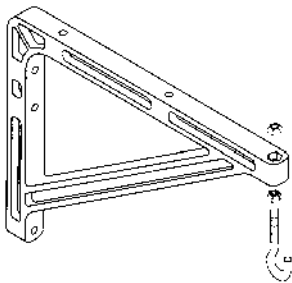
**MODEL C™**

**SUGGESTED METHODS OF INSTALLATION**

**OPTIONAL ACCESSORIES:** to provide chalkboard clearance: Furnish 6" heavy guage extension wall brackets to mount screens. To provide for keystone elimination; Furnish 14" heavy guage extension wall brackets.

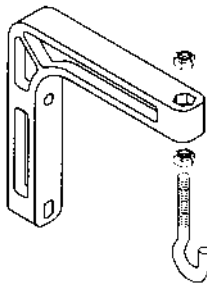
**NOTE:** Brackets also are used for mounting screen across a corner.

**EXTENSION WALL BRACKETS**



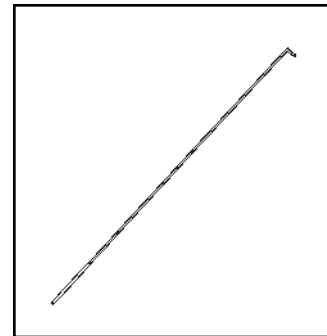
**NO. 11 WALL BRACKET**

Non-adjustable. Permits screen to extend 10" or 14" from wall.



**NO. 6 WALL BRACKET**

Non-adjustable. Permits screen to extend 6" from wall.



**PULL ROD**

Zinc plated rod with black plastic handle grip allows easy access to screen when mounted out of reach. Also can be used as a pointer.