



# MODEL C™ with CSR/ CONTROLLED SCREEN RETURN

Spring Roller Type Screen

**DA-LITE SCREEN COMPANY, INC.**  
3100 North Detroit Street  
Post Office Box 137  
Warsaw, Indiana 46581-0137  
Phone: 574/267-8101  
800-622-3737  
Fax: 574/267-7804  
http:// www.da-lite.com  
e-mail: info@da-lite.com

## SPECIFICATION DATA

**SUGGESTED SPECIFICATIONS:** \_\_\_\_\_ projection screens, \_\_\_\_\_ (H) x \_\_\_\_\_ (W), wall or ceiling mounting type. To have Glass Beaded, Matte White, Video Spectra® 1.5, High Contrast Matte White, Silver Matte or High Power surface with black masking borders standard on flame retardant and mildew resistant fabric, mounted on a ball bearing rigid steel spring roller (1-3/4" diameter for 70" width, 3" diameter for 84" wide and over). To be equipped with Controlled Screen Return (CSR) to control the return speed of the screen surface back into the case. Fabric to be permanently attached to roller by metal clips on fabric edge being forced into groove in roller. There shall be a clip every 3" along the fabric edge and double clips shall be used on the ends. To have 22-gauge embossed steel case with flat back design finished with enamel. To have powder coated steel end caps concealing roller ends with steel inner plates to support roller and provide added case strength. End caps shall form sturdy brackets for wall or ceiling installations. Bottom of screen shall be formed into pocket holding tubular metal slat. An extruded aluminum saddle with zinc plated steel pull shall be attached to the slat by four screws on each end. Heavy-duty plastic caps shall protect the ends of the slat. Bumper stops shall be built into the case to prevent slat wedging inside case.

**Matte White:** Horizontal seams required when both dimensions exceed 10 feet.

**Glass Beaded:** Horizontal seams required when both dimensions exceed 8 feet.

**Video Spectra® 1.5, High Contrast Matte White and Silver Matte:** Available in sizes where both dimensions do not exceed 8 feet.

**High Power:** Available in sizes up to and including 9 feet by 12 feet. Horizontal seams required when both dimensions exceed 6 feet.

### DIMENSIONS

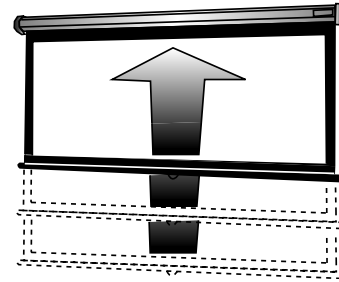
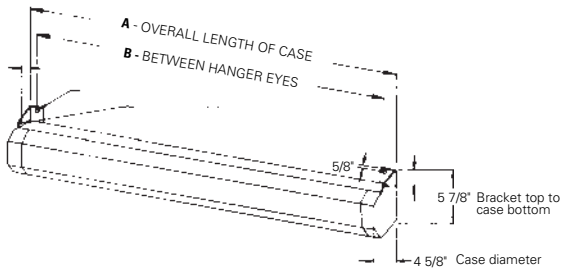
Sizes		A - Overall Case Length		B - Between Hanger Eyes		Approx. Ship. Wt.	
H x W	Cm	In.	Cm	In.	Cm	Lbs.	Kg
70" x 70"	178 x 178	73-1/4"	186	71-3/4"	182	43	19.51
84" x 84"	213 x 213	87-1/4"	222	85-3/4"	218	49	22.23
6' x 8'	183 x 244	99-1/4"	252	97-3/4"	248	51	23.13
8' x 8'	244 x 244	99-1/4"	252	97-3/4"	248	51	23.13
7' x 9'	213 x 274	111-1/4"	283	109-3/4"	279	62	28.12
9' x 9'	274 x 274	111-1/4"	283	109-3/4"	279	62	28.12
8' x 10'	244 x 305	123-1/4"	313	121-3/4"	309	66	29.94
10' x 10'	305 x 305	123-1/4"	313	121-3/4"	309	68	30.84
9' x 12'	274 x 366	147-1/4"	374	145-3/4"	370	73	33.11
12' x 12'	366 x 366	147-1/4"	374	145-3/4"	370	81	36.74

### VIDEO FORMAT DIMENSIONS

Viewing Area Sizes		Nominal Diagonal		A - Overall Case Length		B - Between Hanger Eyes		Approx. Ship. Wt.	
H x W	Cm	In.	Cm	In.	Cm	In.	Cm	Lbs.	Kg
50" x 67"	127 x 170	84"	213	73-1/8"	186	71-5/8"	182	42	19.05
60" x 80"	152 x 203	100"	254	87-1/4"	222	85-3/4"	218	49	22.23
69" x 92"	175 x 234	120"	305	99-1/4"	252	97-3/4"	248	53	24.04
87" x 116"	221 x 295	150"	381	123-1/4"	313	121-3/4"	309	66	29.94
105" x 140"	267 x 356	180"	457	147-1/4"	374	145-3/4"	368	73	33.11
120" x 160"	305 x 406	200"	508	167-1/4"	425	165-3/4"	421	82	37.20

### HDTV FORMAT DIMENSIONS

Viewing Area Sizes		Nominal Diagonal		A - Overall Case Length		B - Between Hanger Eyes		Approx. Ship. Wt.	
H x W	Cm	In.	Cm	In.	Cm	In.	Cm	Lbs.	Kg
45" x 80"	114 x 203	92"	234	87-1/4"	222	85-3/4"	218	49	22.23
52" x 92"	132 x 234	106"	269	99-1/4"	252	97-3/4"	248	53	24.04
58" x 104"	147 x 264	119"	302	111-1/4"	283	109-3/4"	279	59	26.76
65" x 116"	165 x 295	133"	338	123-1/4"	313	121-3/4"	309	66	29.94
78" x 139"	198 x 353	159"	404	147-1/4"	374	145-3/4"	370	73	33.11



**WHEN ORDERING, MARK APPROPRIATE SELECTIONS:**

Select size from charts on the other side.

**Select viewing surface:**

- Matte White
- Glass Beaded
- High Power
- Video Spectra® 1.5
- Silver Matte
- High Contrast Matte White

**Options:**

- No. 6 Wall Bracket - extends 6" non-adjustable extension brackets.
- No. 11 Wall Bracket - 10" or 14" non-adjustable extension brackets.
- Pull Rod
- No borders (Black masking borders standard)

Specifications are subject to change without notice.

Project: \_\_\_\_\_

Architect: \_\_\_\_\_

Phone: \_\_\_\_\_

Contractor: \_\_\_\_\_

Phone: \_\_\_\_\_

Supervisor: \_\_\_\_\_

Phone: \_\_\_\_\_

Date: \_\_\_\_\_

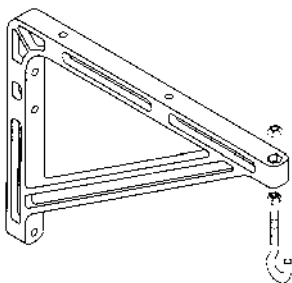
Revised: \_\_\_\_\_

**SUGGESTED METHODS OF INSTALLATION**

**OPTIONAL ACCESSORIES:** to provide chalkboard clearance: Furnish 6" heavy gauge extension wall brackets to mount screens. To provide for keystone elimination; Furnish 14" heavy gauge extension wall brackets.

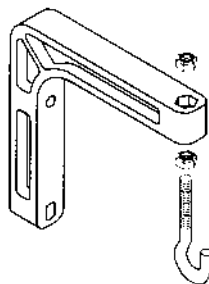
**NOTE:** Brackets also are used for mounting screen across a corner.

**EXTENSION WALL BRACKETS**



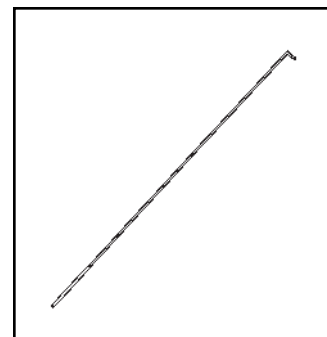
**NO. 11 WALL BRACKET**

Non-adjustable. Permits screen to extend 10" or 14" from wall.



**NO. 6 WALL BRACKET**

Non-adjustable. Permits screen to extend 6" from wall.



**PULL ROD**

Zinc plated rod with black plastic handle grip allows easy access to screen when mounted out of reach. Also can be used as a pointer.